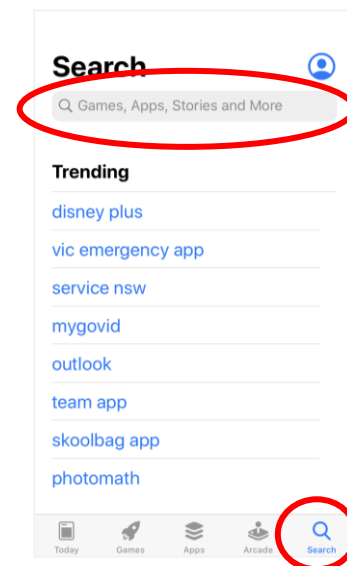



Get the Leading Sheep Podcast - Apple

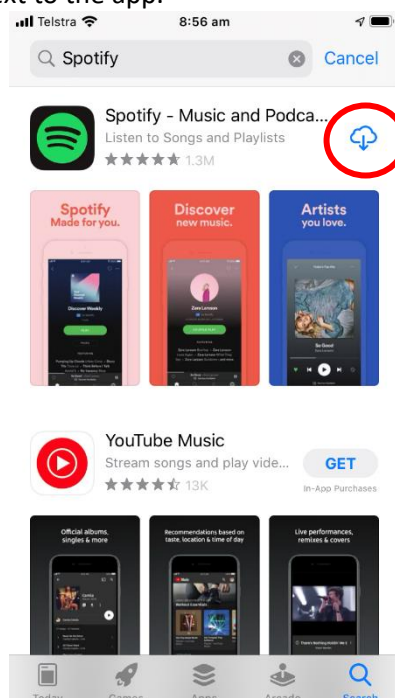
Downloading Spotify

Spotify is one of the the apps where the Around the Camp podcast is published. To access the podcast on the go you will need to download the Spotify App. This will be particularly important if you would like to listen to the podcast while in the car, on the tractor or on your morning run! Please note that to download the app you may need your AppleID so it will be handy to have this on hand before starting this process.

1. Downloading the Spotify App is done through the App Store. Select the App store on your home page.
2. Use the Search function to find 'Spotify'.




3. Spotify should be one of the first options to appear – once you have located the app select the cloud symbol or 'get' whichever appears next to the app.
4. You may be prompted to enter your AppleID. Once this has been entered the app will begin downloading.

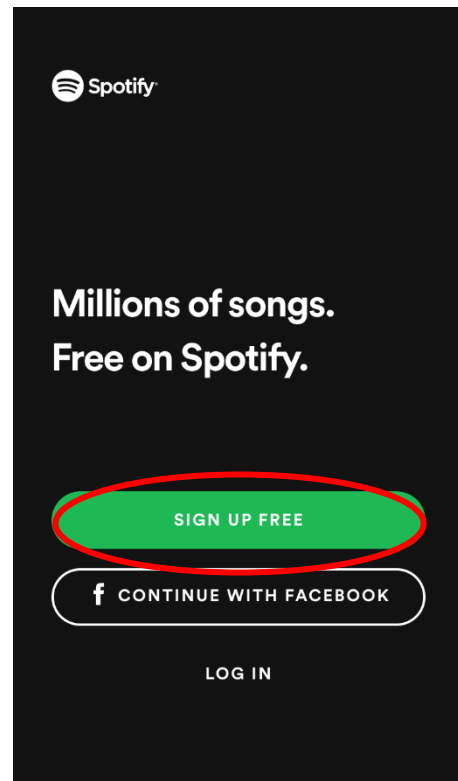


Subscribing to Spotify

1. Once back on your home screen, open the Spotify app.



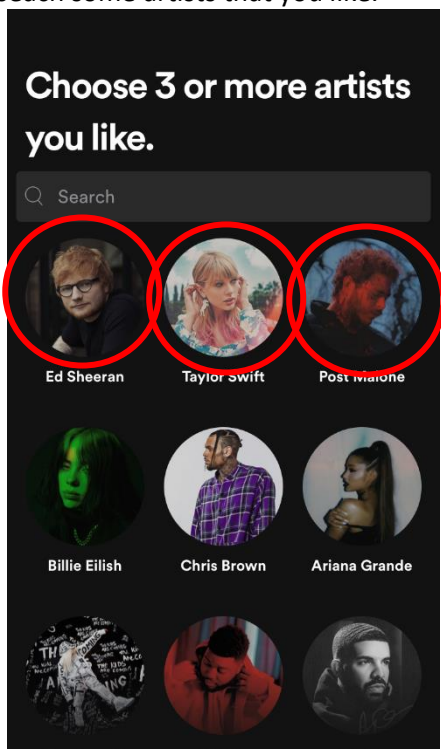
2. The spotify landing page will ask you to sign in. The easiest way to go about this is to Sign up for free.



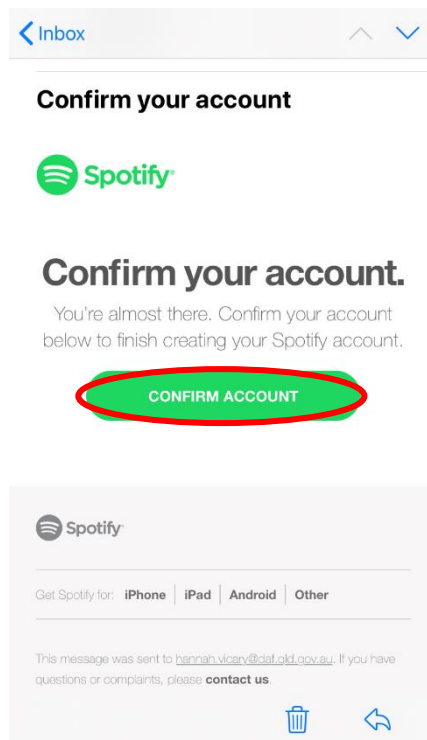
3. You will be prompted to enter your email, the password you would like to use, your date of birth, gender and name. Enter these credentials and after each click 'next'/'create'

A screenshot of the "Create account" screen. The title is "Create account" with a back arrow. The main heading is "What's your email?". There is a text input field with a green cursor. Below the field, it says "You'll need to confirm this email later." At the bottom, there is a grey "NEXT" button.A screenshot of the "Create account" screen. The title is "Create account" with a back arrow. The main heading is "Create a password". There is a text input field with a green cursor and a lock icon. Below the field, it says "Use at least 8 characters." At the bottom, there is a grey "NEXT" button.A screenshot of the "Create account" screen. The title is "Create account" with a back arrow. The main heading is "What's your date of birth?". There is a text input field containing "12 February 2010". At the bottom, there is a grey "NEXT" button.A screenshot of the "Create account" screen. The title is "Create account" with a back arrow. The main heading is "What's your gender?". There is a dropdown menu showing "Female" with a checkmark. At the bottom, there is a white "NEXT" button.A screenshot of the "Create account" screen. The title is "Create account" with a back arrow. The main heading is "What's your name?". There is a text input field with a green cursor. Below the field, it says "This appears on your Spotify profile." At the bottom, there is a grey "CREATE" button. Below the button, there is a line of text: "By creating an account, you agree to Spotify's [Terms and Conditions of Use](#)." and another line: "To learn more about how Spotify collects, uses, shares and protects your personal data please read Spotify's [Privacy Policy](#)."

4. Spotify will then ask you to choose three music artists that you like. If you are using Spotify only for listening to podcasts it will be easiest to select the first three that appear – otherwise, search some artists that you like.



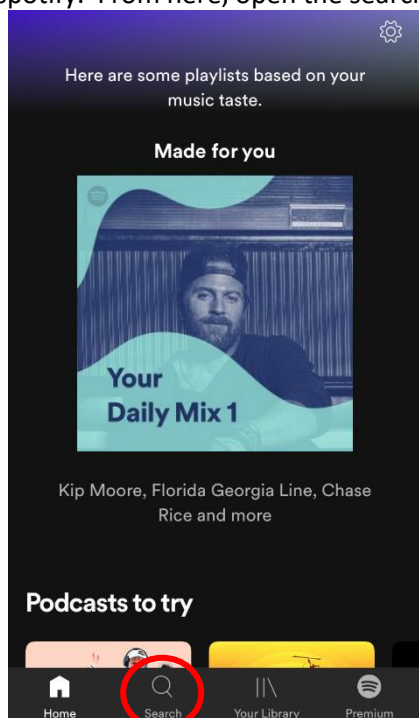
5. You will receive an email from Spotify asking you to confirm your account. Open the email and select 'Confirm Account'.



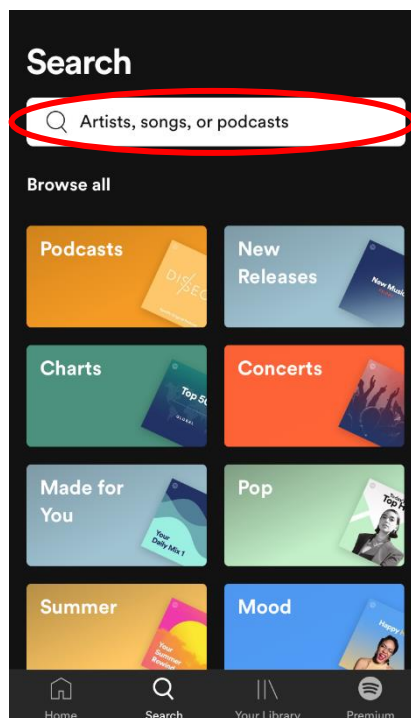
Finding the Around the Camp podcast

Congratulations! You are almost there. Please note that next time you would like to listen to a podcast it will only be this part of the instructions you will require.

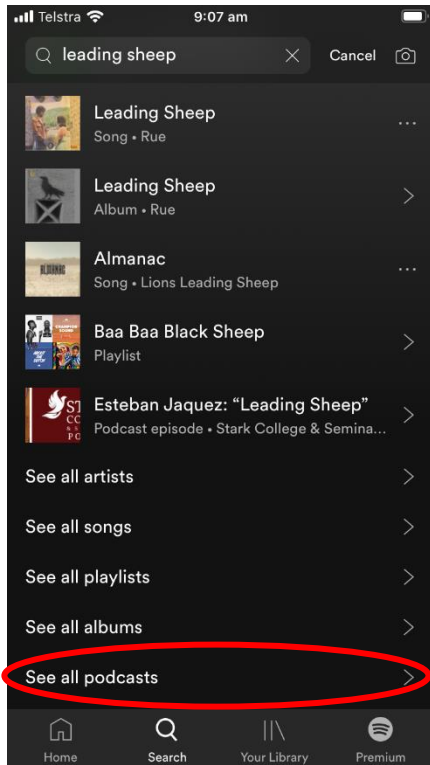
1. Once you have completed the above process you will find yourself on the landing page of Spotify. From here, open the search function.



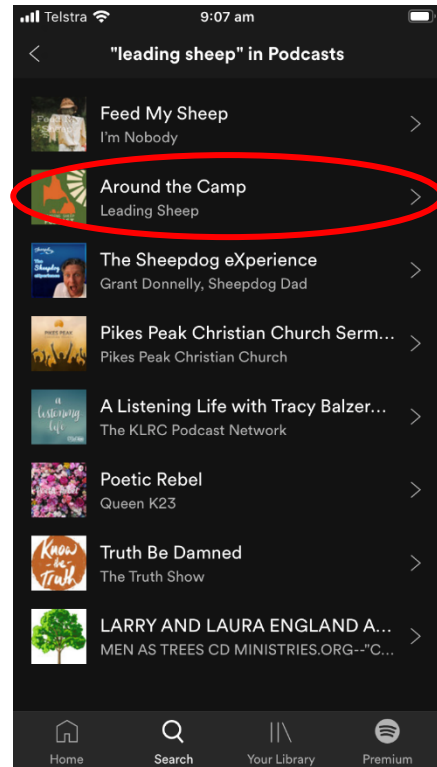
2. Search 'Leading Sheep'



3. If you can't see 'Around the Camp', scroll down and select 'See all podcasts'



4. Around the Camp can be identified by the Leading Sheep logo. Once you have found it select it.



5. You can now listen, download and subscribe to the leading sheep podcast.

Click here to **follow** – this will allow you to be updated each time a new episode is uploaded.

Click here to **listen**

Click here to **download** – once the episode is fully downloaded the circle will turn green. Once this is complete you will be able to listen to the podcast while out of range.

The screenshot shows the 'Around the Camp' podcast page. At the top right, there is a 'FOLLOW' button circled in red. Below the podcast title, there is a section for 'All Episodes'. The first episode, 'Beat the Heat', is shown. Below the episode title, there is a play button circled in red and a download button circled in red. The bottom navigation bar shows Home, Search, Your Library, and Premium.

If you are still having trouble and require further assistance, contact your Leading Sheep Extension Officer

Hannah Vicary
Hood Street, Charleville
hannah.vicary@daf.qld.gov.au
07 4530 1262